

Threshold Plates and Ramps

IS4110, IS4120, IS4130



The IS4110, IS4120 and IS4130 threshold plates are used in conjunction with other Kilargo door bottom seals to help prevent rain, draughts, and smoke penetration. Their low profile ensures compliance with the 'access for people with disability' requirements, particularly for wheelchair traffic.

Standard lengths

- 1000mm
- 2250mm
- Also available in: 250mm increments from 1000mm to 5000mm


Standard colours

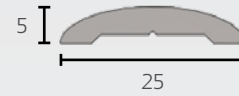
- Silver anodised aluminium

Fixing

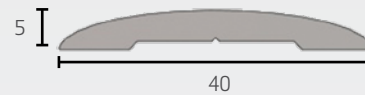
- Stainless steel fixing screws and plugs supplied
- Alternatively, fasten with builder's adhesive for concealed fixing

Approval/s

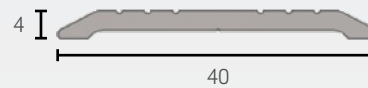
- Fire tested to AS1530 Part 4 in accordance with AS1905 Part 1
-  Certifications GYY1.R26629, GVWZ.R26629, GVWZ7.R26629
- Complies with AS1428 Part 1 (Design for access and mobility)
- Conforms to NCC D2.15 & D3.3 (Access for people with disabilities)



IS4110



IS4120



IS4130