


# SMART LOCK

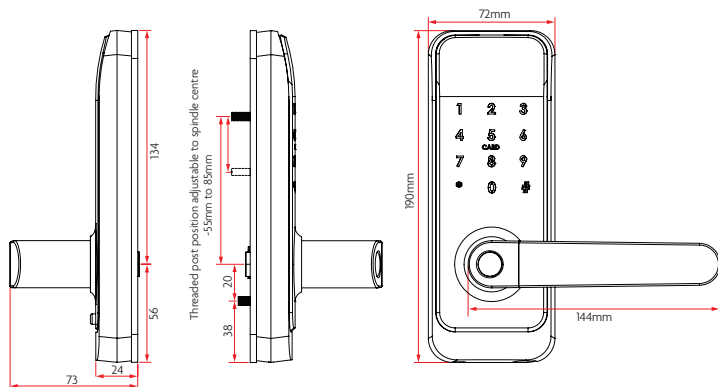
## CONVENIENCE AND SECURITY AT YOUR FINGERTIPS

- Adjustable 60/70mm Backset Deadlatch
- Suits Door Thickness between 35 – 60mm
- Non handed
- Easy Installation
- Fingerprint 200 Users
- Passcode 150 Users
- Card 200 Users
- Low Battery Warning
- USB Emergency Power
- Privacy Function
- Gateway (Optional)



## SPECIFICATIONS

The Sabre DL700 is a modern-day smart door lock ideal for your home or office or wherever convenient access to entry is required. The DL700 doesn't require any special cabling, it simply runs off 4 x AA Alkaline batteries. The smart design provides style while functions that include all of what a smart door lock should provide including illuminated code pad, fingerprint, key fob, Smart Phone app, emergency power and as a last resort key override. Installation is also easy!



## OTHER DETAILS

## Hardware

<b>Dead Latch</b>	Adjustable 60/70mm Backset
<b>Colours</b>	Black
<b>Spindle Size</b>	8mm - 1x 60mm, 1x 80mm
<b>Battery Type</b>	6V, 4 x AA Alkaline Batteries (Not Included)
<b>Door Thickness</b>	35mm to 65mm
<b>Door Stile</b>	60mm = 100mm, 70mm = 110mm wide

## App Features

E-Keys	Send E-keys to other users who have the app
Passcodes	Create passcodes for users to use the code pad
Cards	Provide users with cards (2) for simple touch to open
Fingerprints	Create fingerprint access to users
Records	Records users entry times and the method used
Authorized Admins	The area where you can control users and any created admins.
Settings	A place to make extra changes to users and many other lock functions.
Remote Unlocking	Requires Wifi Bridge (Sold separately)
Lock Sound	Can be turned off or on. Having off can aid in conserving battery life.

## SUMMARY OF FUNCTIONS

## Fingerprint (Biometrics)

This is one of the best functions of this smart lock. It has easy and super quick recognition and user set up. (Controlled via APP)

## Smart Card

In addition to the fingerprint technology your DL is supplied with smart cards that can be used in the same way as your fingerprint. You simply set the card up and tap away. (Controlled via APP)

## App Lock and Unlocking

You can use the app via Bluetooth to lock and unlock the door. With an addition of a Wi-Fi bridge, you can lock and unlock remotely.

## Concealed Code

This feature allows you to add digits to the front of your code to make it difficult for someone to remember your code if they were standing behind you. Your code can appear in sequence when the code is entered and the door will still unlock.

## Auto Locking

This feature controls how long it takes before the lock re-locks. This can allow the user to take their time so they can gain entry through the door. (Controlled via APP)

## Passage Mode

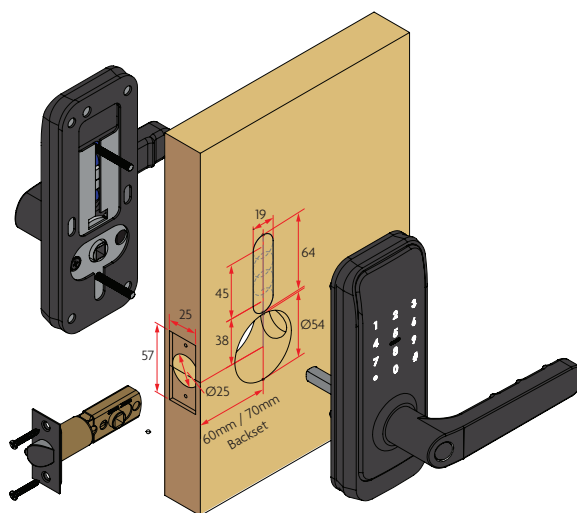
Allows the door to remain unlocked for periods that the user determines. It could be set for a certain time or day of the week when you require the door to be unlocked for convenience. (Controlled via App)

## Emergency Power

This is handy for those times we forget to replace the batteries in a timely manner. Using a micro-USB power bank simply plug in and use this power to give you entry. Remember to replace your batteries as quickly as possible to avoid the need to do this again.

## Mechanical Key

As much as we rely on the DL700 technology there is still the capability to gain entry via a mechanical key. This is normally a last resort. It's advised that this key be stored in a secure and easy to access location just in case.



## RELATED PRODUCTS



## SAB-DLG2-WB Wifi Bridge