



Your business can earn  
Qantas Points with us.\*

\*Find out more by calling Access Hardware customer service on 1800 555 600 or visit [accesshardware.com.au](http://accesshardware.com.au). T&Cs apply.  
[qantasbusinessrewards.com/terms](http://qantasbusinessrewards.com/terms) and [accesshardware.com.au/qbr](http://accesshardware.com.au/qbr)

# BARREL BOLTS

## SUITABLE FOR LOCKING INACTIVE LEAF ON DOUBLE DOORS

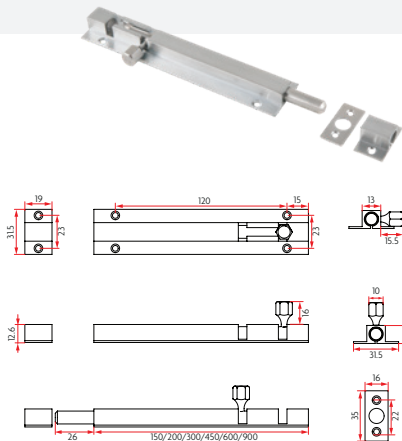
- Bolt bodies are extruded brass
- Standard bolt throw 25mm, Long bolt throw 45mm
- Standard, long throw and necked barrel bolts have a stainless steel bolt
- Reverse barrel bolts have a steel bolt
- All bolts have a 9mm bolt diameter
- All bolts include standard fixing screws, floor plates and keepers



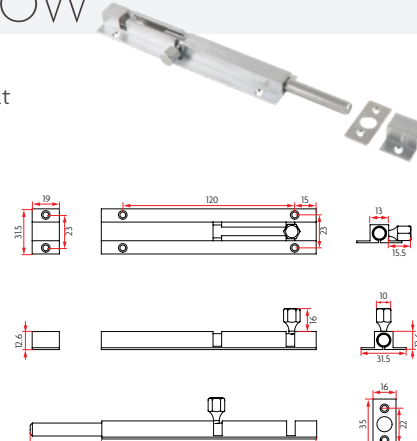
# FUNCTIONS

away like the standard barrel bolts which increases the security as the bolt can't be unlocked due to gravity. If you prefer a more appealing option, Sabre also offers a reverse model that sits flush with the door surface rather than protruding from the door face like traditional barrel bolts. All barrel bolts come with an extruded brass body and stainless or steel bolts for strength and longevity.

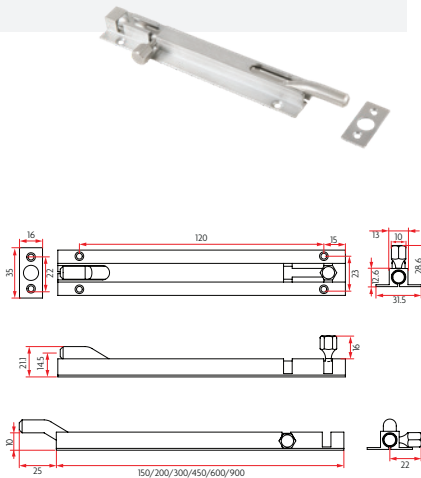
- 9mm stainless steel bolt
- Extruded brass body
- 25mm bolt throw
- Includes fixings and strike plate



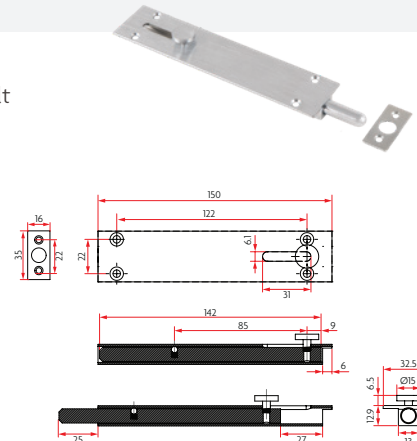
- 9mm stainless steel bolt
- Extruded brass body
- 45mm bolt throw
- Includes fixings and strike plate



- 9mm stainless steel bolt
- Extruded brass body
- 25mm bolt throw
- Includes fixings and strike plate



- 9mm stainless steel bolt
- Extruded brass body
- 25mm bolt throw
- Includes fixings and strike plate



SAB-FB-A-300-CA  
Aluminium Flush Bolt

**SABRE**  
ARCHITECTURAL  
[www.sabre.com.au](http://www.sabre.com.au)