



Precision™

PLS 24 PRO

CONCEALED MAGNETIC CATCH

Heavy Duty Concealed Magnetic Catch suitable for full size doors
(e.g. wardrobe/cupboard, double internal doors).

● Can be used anywhere a roller/ball catch etc. would normally be fitted.

● As magnets don't touch (after installation)

- the catch will never wear out!
- Lifetime guarantee (for magnetism).
- can be painted over.

● No latch noise when opening and shutting door (unlike a roller/ball catch)

● Completely concealed when door closed, no unsightly protruding strike plate lip (unlike a roller/ball catch).

● Can be used to help keep problem doors shut (e.g. with weak door closers, electric strikes, weak roller mortice locks, double sliding doors).

● Quick and easy to install - No chiseling required.

Ezifit s/steel housing cup automatically sets the magnets perfectly parallel to each other, essential for precise power adjustment.

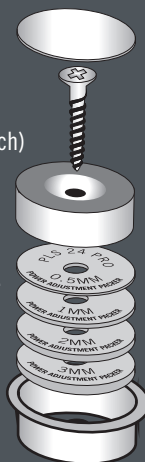
● Power adjustment packers increase magnetic holding strength by inserting power adjustment packers (inside housing, under magnet) as required. (See picture). Supplied in four sizes; 0.5mm - 3mm thick, for precise power adjustment.

● Self Adhesive/Magnetic Cover Plate (Brushed S/Steel)

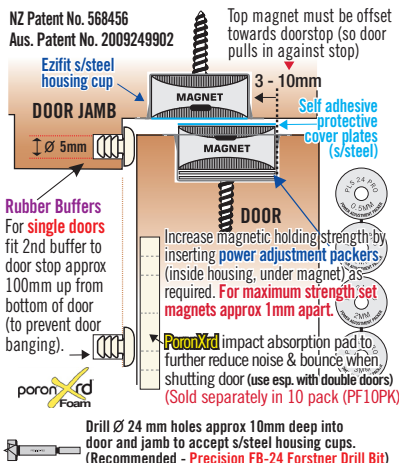
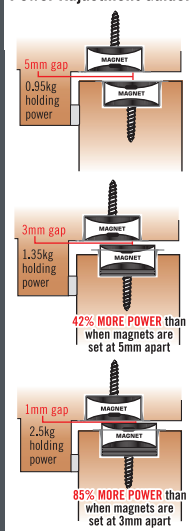
- Protects magnets from impact damage during installation.
- Protects magnets from corrosion.
- Conceals magnet and screw head for a more attractive finish.

● Poron Xrd Foam impact absorption pad (sold separately)

- Use (esp. with double doors) to further reduce impact noise and bouncing of door on frame when shutting.
- Low compression set - After impact, foam pad will return to its original thickness indefinitely.



Power Adjustment Guide:



**DESIGNED AND ASSEMBLED IN NZ USING NZ
MADE AND IMPORTED COMPONENTS.**


Double Doors example (incl.poron Xrd Foam
impact absorbtion pads - **sold separately**).



Top of door example (shown adjusted
to maximum strength setting)



Sliding door example



Single door example