

1.6



BEYOND SECURITY

KABA®

Locksets

Key in knob, Key in lever, Deadbolts, Nightlatches, Accessories



OCTOBER 2014

Locksets

Kaba Locksets encompass knobsets, leversets, deadbolts and nightlatches for both the commercial and residential markets. All locksets are available as pairs and come in a variety of configurations.





INDEX



Locksets

- 2 Finishes and Fire Rating
- 3 KCS and KRS overview

Key in Knob

- 4-5 K Series product information and functions
- 6-7 R Series product information and functions

Key in Lever

- 8-9 KL Series product information and functions
- 10-11 AL Series product information and functions
- 12-13 RL Series product information and functions

Key in Knob/Lever

- 14-15 LK Series product information and functions

Deadbolts

- 16 B Series product information and functions
- 17 R Series product information and functions

Nightlatches

- 18 NL Series product information and functions
- 17 RNL Series product information and functions

Accessories

- 20 Latches, Extension tubes and Rebate kits
- 21 Extended Strikes



Kaba Australia's locksets feature differing product for commercial or residential applications. The main point of difference is the cylinder system within the product, with the Kaba Commercial Series (KCS) product being suitable for C4 6 Pin, masterkey and restricted systems, while the Kaba Residential Series (KRS) is only available with C4 5 Pin.

Finishes



SSS Satin Stainless Steel

- > K Series - Key in Knob
- > R Series - Key in Knob
- > RL Series - Key in Lever
- > B Series - Deadbolt
- > R Series - Deadbolt
- > NL Series - Nightlatches



SCP Satin Chrome Plate

- > KL Series
- > AL Series

Fire Rating



A range of the Kaba locksets have been successfully tested on fire door assemblies to comply with Australian Standard AS1905-1-2005 Part 1, Fire Resistant Door Sets. All testing is carried out by independent laboratories.



KCS Kaba Commercial Series

The Kaba Commercial Series offers a robust, cost effective range of locksets specifically for high usage, commercial applications.

The comprehensive range includes the Kaba AL Series, which has been specifically designed to comply with AS1428 Design for Access and Mobility.



KRS Kaba Residential Series

The KRS (Kaba Residential Series) range of knobs and levers have been designed and developed specifically for the domestic market.

This robust range of locksets will endure frequent usage and comes complete with a C4 5 Pin keying system, which is ideal for use in domestic applications.



Key in knob - K Series

KCS - Kaba Commercial Series

The commercial grade Key in Knob lockset is supplied in Orbit knob design with a 75mm rose and 70mm backset as standard.

Standard Features

- Non-handed field reversible for left or right handed doors
- ANSI Grade 2
- Fire rated
- 52mm cylindrical chassis
- 54mm diameter round knob
- 75mm diameter rose
- 13mm stainless steel latchbolt
- Rebate kit available in 13mm

Backset

Standard 70mm (60mm available in selected functions).
95mm or 127mm extensions available as accessory.

Door Thickness

K Series locks are suitable for doors 35mm minimum to 45mm maximum thickness.

Fire Rating

The K Series key in knob lock is fire rated and complies with Australian Standard AS1905-1-2005 Part 1.



Keying

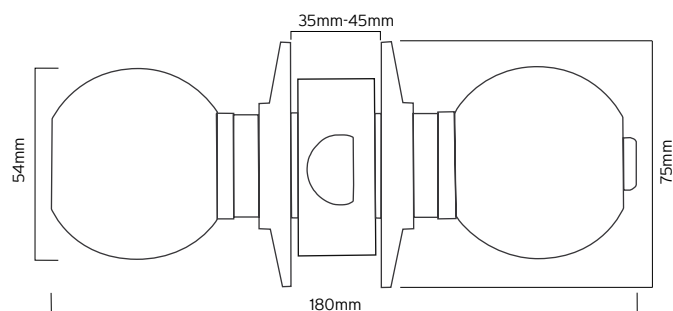
Supplied in C4 6 pin, individually keyed with 2 keys per lock. Suitable for master key and restricted systems.

Finishes

Satin Stainless Steel SSS

Accessories

For a comprehensive range of latches, extension tubes and rebate kits, refer to the accessories section.



Key in knob

K Series - functions

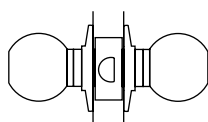
K10 PASSAGE SET

OUTSIDE

Knob is always free.

INSIDE

Knob is always free for immediate exit.



PRODUCT CODE	BACKSET
K10SSS60	60mm
K10SSS70	70mm

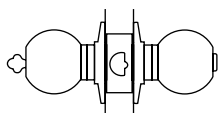
K53 ENTRANCE SET

OUTSIDE

Pushing button on inner knob locks outer knob. Turning key releases button leaving knob unlocked.

INSIDE

Knob is always free for immediate exit.



PRODUCT CODE	BACKSET
K53SSS60	60mm
K53SSS70	70mm

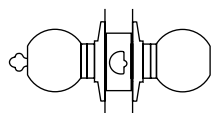
K70 CLASSROOM SET

OUTSIDE

Full turn with key in outer knob locks or unlocks outer knob only.

INSIDE

Knob is always free for immediate exit.



PRODUCT CODE	BACKSET
K70SSS70	70mm

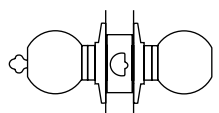
K80 STOREROOM SET

OUTSIDE

Knob is always fixed. Key retracts latchbolt only.

INSIDE

Knob is always free for immediate exit.



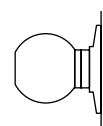
PRODUCT CODE	BACKSET
K80SSS70	70mm

K170 DUMMY KNOB

Single dummy trim for one side of door.

Pull only.

Concealed fix.



PRODUCT CODE	BACKSET
K170SSS	N/A

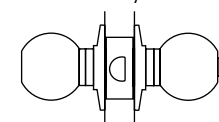
K40 PRIVACY SET

OUTSIDE

Knob is always free. Opened by knob when unlocked. Pushing button on inner knob locks the outer knob. Screwdriver or similar tool will release knob in case of emergency. "Kick-off" is a standard feature.

INSIDE

Knob is always free for immediate exit.



PRODUCT CODE	BACKSET
K40SSS70	70mm

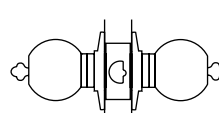
K66 COMMUNICATING SET

OUTSIDE

Full turn with key locks or unlocks both knobs.

INSIDE

Full turn with key locks or unlocks both knobs.



PRODUCT CODE	BACKSET
K66SSS70	70mm

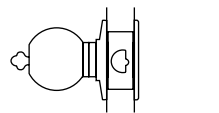
K79 COMMUNICATING HALF SET

OUTSIDE

Full turn with key in outer knob locks or unlocks outer knob only.

INSIDE

Blank plate inside.



PRODUCT CODE	BACKSET
K79SSS70	70mm

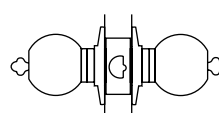
K82 INSTITUTION SET

OUTSIDE

Knob always fixed. Key retracts latchbolt only.

INSIDE

Knob always fixed. Key retracts latchbolt only.



PRODUCT CODE	BACKSET
K82SSS70	70mm



Key in knob - R Series

KRS - Kaba Residential Series

The premium quality, residential grade Key in Knob lockset is supplied in orbit knob design with a 75mm rose. Supplied with a 60mm latch as standard.

Standard Features

- Non-handed field reversible for left or right handed doors
- ANSI Grade 3
- 52mm cylindrical chassis
- 54mm diameter round knob
- 75mm diameter rose
- May be keyed alike
- Rebate kit available in 13mm
- Available in box or display pack

Door Thickness

R Series locks are suitable for doors 35mm minimum to 50mm maximum thickness.

Keying

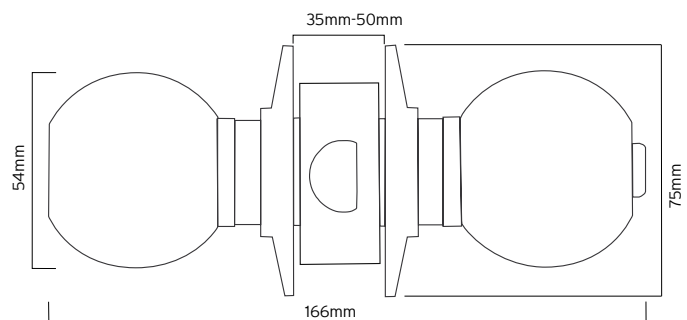
Supplied in C4 5 pin.
Not suitable for restricted systems.

Finishes

Satin Stainless Steel SSS

Accessories

For a comprehensive range of latches, extension tubes and rebate kits, refer to accessories section.



Key in knob

R Series - functions

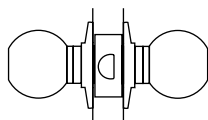
R10 PASSAGE SET

OUTSIDE

Knob is always free.

INSIDE

Knob is always free for immediate exit.



PRODUCT CODE	BACKSET
BOX R10SSS60	60mm
DISPLAY PACK R10SSS60DP	60mm

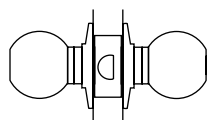
R40 PRIVACY SET

OUTSIDE

Opened by knob when unlocked. Pushing button on inner knob locks the outer knob. Screwdriver or similar tool will release knob in case of emergency. "Kick-off" is a standard feature.

INSIDE

Knob is always free for immediate exit.



PRODUCT CODE	BACKSET
BOX R40SSS60	60mm
DISPLAY PACK R40SSS60DP	60mm

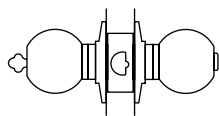
R53 ENTRANCE SET

OUTSIDE

Pushing button on inner knob locks outer knob. Turning key releases button leaving knob unlocked.

INSIDE

Knob is always free for immediate exit.



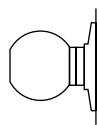
PRODUCT CODE	BACKSET
BOX R53SSS60	60mm
DISPLAY PACK R53SSS60DP	60mm

R170 DUMMY KNOB

Single dummy trim for one side of door.

Pull only.

Concealed fix.



PRODUCT CODE	BACKSET
BOX N/A	
DISPLAY PACK R170SSSDP	N/A



Key in lever - KL Series

KCS - Kaba Commercial Series

The commercial grade Key in Lever lockset is supplied with a 85mm rose and 70mm backset as standard.

Standard Features

- Non-handed field reversible for left or right handed doors
- ANSI Grade 2
- Fire Rated
- 52mm cylindrical chassis
- 85mm diameter rose
- 13mm stainless steel latchbolt
- Heavy duty spring return
- Anti-twist stud fixing
- Rebate kit available in 13mm

Backset

Standard 70mm (60mm available in selected functions), 95mm or 127mm extensions available as accessory.

Door Thickness

KL Series locks are suitable for doors 35mm minimum to 46mm maximum thickness.

Fire Rating

The KL Series key in lever lock is fire rated and complies with Australian Standard AS1905-1-2005 Part 1.



Keying

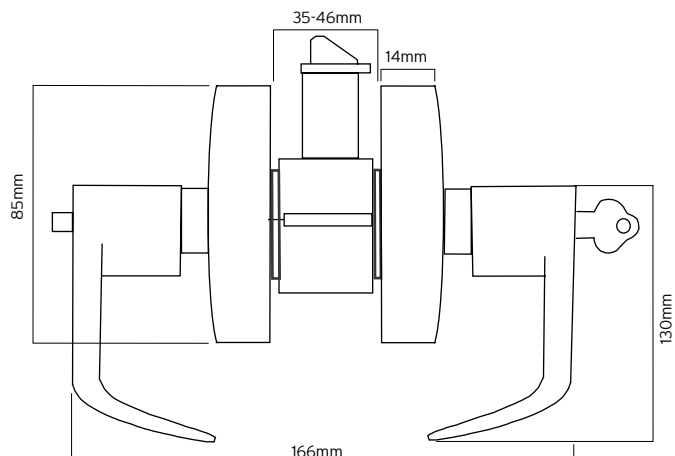
Supplied in C4 6 pin, individually keyed with 2 keys per lock. Suitable for master keying and restricted systems.

Finishes

Satin Chrome Plate SCP

Accessories

For a comprehensive range of latches, extension tubes and rebate kits, refer to accessories section.



Key in lever

KL Series - functions

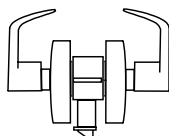
KL10 PASSAGE SET

OUTSIDE

Lever is always free.

INSIDE

Lever is always free for immediate exit.



PRODUCT CODE	BACKSET
KL10SCP70	70mm

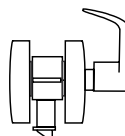
KL25 EXIT LOCK

OUTSIDE

Blank plate outside.

INSIDE

Lever is always free for immediate exit.



PRODUCT CODE	BACKSET
KL25SCP70	70mm

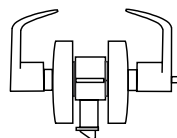
KL40 PRIVACY SET

OUTSIDE

Opened by lever when unlocked.
Pushing button on inner knob locks the outer lever.
Screwdriver or similar tool will release lever in case of emergency. "Kick-off" is a standard feature.

INSIDE

Lever is always free for immediate exit.



PRODUCT CODE	BACKSET
KL40SCP70	70mm

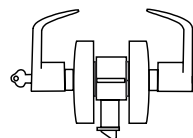
KL53 ENTRANCE SET

OUTSIDE

Pushing button on inner lever locks outer lever. Turning key releases button leaving lever unlocked.
Secondary feature: Rotating turn button to horizontal position locks outer lever. Key will now only retract latchbolt.

INSIDE

Lever is always free for immediate exit.



PRODUCT CODE	BACKSET
KL53SCP70	70mm

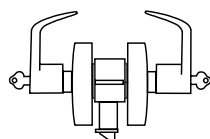
KL66 DOUBLE CYLINDER SET

OUTSIDE

Full turn with key in locks or unlocks both levers.

INSIDE

Full turn with key in locks or unlocks both levers.



PRODUCT CODE	BACKSET
KL66SCP70	70mm

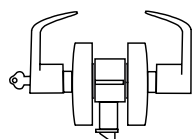
K70 CLASSROOM SET

OUTSIDE

Full turn with key in outer lever locks or unlocks outer lever only.

INSIDE

Lever is always free for immediate exit.



PRODUCT CODE	BACKSET
KL70SCP70	70mm

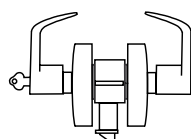
K80 STOREROOM SET

OUTSIDE

Lever is always fixed. Key retracts latchbolt only.

INSIDE

Lever is always free for immediate exit.



PRODUCT CODE	BACKSET
KL80SCP70	70mm



Key in lever - AL Series

KCS - Kaba Commercial Series

The AL series is designed specifically to meet the requirements of AS1428.1 Design for access and mobility. It is supplied with a 75mm rose and an adjustable 60/70mm latch as standard.

Standard Features

- Non-handed field reversible for left or right hand doors
- ANSI Grade 2
- Fire rated
- 75mm rose
- 60/70mm adjustable latch
- 13mm stainless steel latch
- Anti-twist stud and latch cage
- Standard 54mm door preparation
- Meets requirements of AS1428.1



Backset

Standard 60/70mm adjustable latch, 127mm latches available as accessory.

Door Thickness

Suitable for doors 35mm to 46mm thick.

Cylinder

Standard Kaba 107 cylinder (cams supplied with locks only).

Fire Rating

The AL Series key in lever lock is fire rated and complies with Australian Standard AS1905-1-2005 Part 1.



Keying

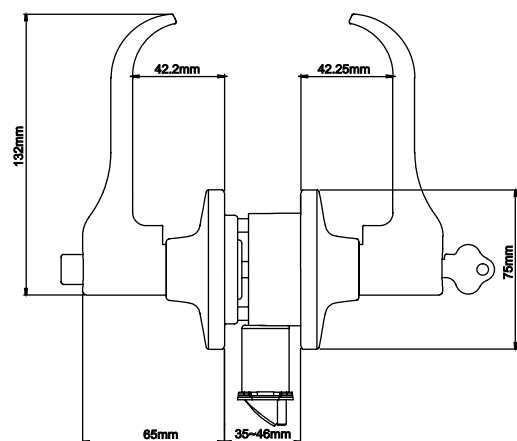
Supplied in C4 6 pin, individually keyed with 2 keys per lock. Suitable for master key and restricted systems.

Finishes

Satin Chrome Plate SCP

Accessories

For a comprehensive range of latches, extension tubes and rebate kits, refer to accessories section.



Key in lever

AL Series - functions

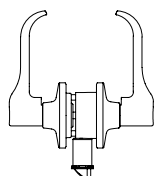
AL10 PASSAGE SET

OUTSIDE

Lever is always free.

INSIDE

Lever is always free for immediate exit.



PRODUCT CODE	BACKSET
AL10SCP	60/70mm

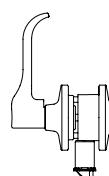
AL25 EXIT LOCK

OUTSIDE

Blank plate outside.

INSIDE

Lever is always free for immediate exit.



PRODUCT CODE	BACKSET
AL25SCP	60/70mm

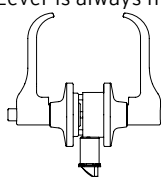
AL40 PRIVACY SET

OUTSIDE

Opened by lever when unlocked.
Pushing button on inner lever locks the outer lever.
Screwdriver or similar tool will release lever in case of emergency.

INSIDE

Lever is always free for immediate exit.



PRODUCT CODE	BACKSET
AL40SCP	60/70mm

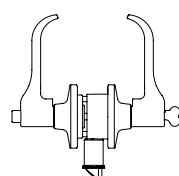
AL53 ENTRANCE SET

OUTSIDE

Pushing button on inner lever locks outer lever.
Turning key releases button leaving lever unlocked.

INSIDE

Lever is always free for immediate exit.



PRODUCT CODE	BACKSET
AL53SCP	60/70mm

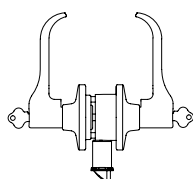
AL66 DOUBLE CYLINDER SET

OUTSIDE

Full turn with key in locks or unlocks both levers.

INSIDE

Full turn with key in locks or unlocks both levers.



PRODUCT CODE	BACKSET
AL66SCP	60/70mm

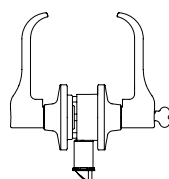
AL70 CLASSROOM SET

OUTSIDE

Full turn with key in outer lever locks or unlocks outer lever only.

INSIDE

Lever is always free for immediate exit



PRODUCT CODE	BACKSET
AL70SCP	60/70mm

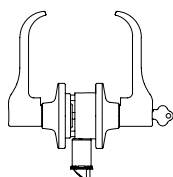
AL80 STOREROOM SET

OUTSIDE

Lever is always fixed. Key retracts latchbolt only.

INSIDE

Lever is always free for immediate exit.



PRODUCT CODE	BACKSET
AL80SCP	60/70mm

AL170 DUMMY SET

Single dummy trim for one side of door.
Pull only.
Concealed fix.



PRODUCT CODE	BACKSET
AL170SCP	



Key in lever - RL Series

KRS - Kaba Residential Series

The premium quality, residential grade Key in Lever lockset is supplied with an adjustable 60mm to 70mm backset as standard.

Standard Features

- Non-handed field reversible for left or right handed doors
- ANSI Grade 3
- Tie-bolt fixing
- 75mm diameter rose
- May be keyed alike
- Available in box or display pack

Door Thickness

RL Series locks are suitable for doors 35mm minimum to 50mm maximum thickness.

Keying

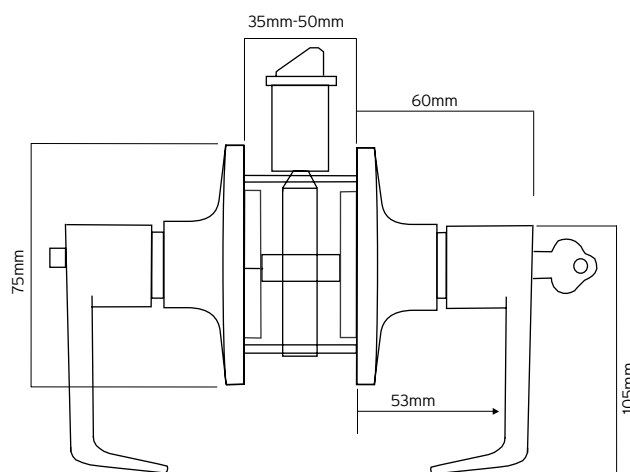
Supplied in C4 5 pin.
Not suitable for restricted systems.

Finishes

Satin Stainless Steel SSS

Accessories

For a comprehensive range of latches, extension tubes and rebate kits, refer to accessories section.



Key in lever

RL Series - functions

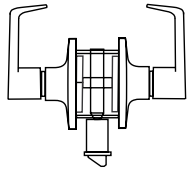
RL10 PASSAGE SET

OUTSIDE

Lever is always free.

INSIDE

Lever is always free.



PRODUCT CODE	BACKSET
BOX	
RL10SSS	60/70mm
DISPLAY PACK	
RL10SSSDP	60/70mm

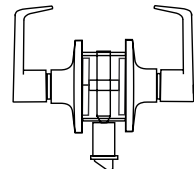
RL40 PRIVACY SET

OUTSIDE

Opened by lever when unlocked. Turn button locks or unlocks the inner and outer lever. Screw driver or similar tool will operate turn button on inside to unlock door.

INSIDE

Lever is free unless locked by turn button.



PRODUCT CODE	BACKSET
BOX	
RL40SSS	60/70mm
DISPLAY PACK	
RL40SSSDP	60/70mm

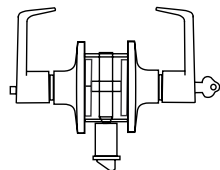
RL53 ENTRANCE SET

OUTSIDE

Opened by lever when unlocked. Key or turn button locks or unlocks the inner or outer lever.

INSIDE

Lever is free unless locked by key or turn button.



PRODUCT CODE	BACKSET
BOX	
RL53SSS	60/70mm
DISPLAY PACK	
RL53SSSDP	60/70mm



Key in knob/lever - LK Series

KCS - Kaba Commercial Series

The LK Series is a quality residential and commercial cylindrical knob-lever set. A 70mm backset is supplied as standard.

Standard Features

- Non-handed field reversible for left or right handed doors
- ANSI Grade 2
- Fire rated
- 52mm cylindrical chassis
- 85mm diameter rose
- 3mm stainless steel latchbolt
- Heavy duty spring return
- Anti-twist stud fixing
- Rebate kit available in 13mm

Door Thickness

LK Series locks are suitable for doors 35mm minimum to 46mm maximum thickness.

Fire Rating

The LK Series key in lever lock is fire rated and complies with Australian Standard AS1905-1-2005 Part 1.



Keying

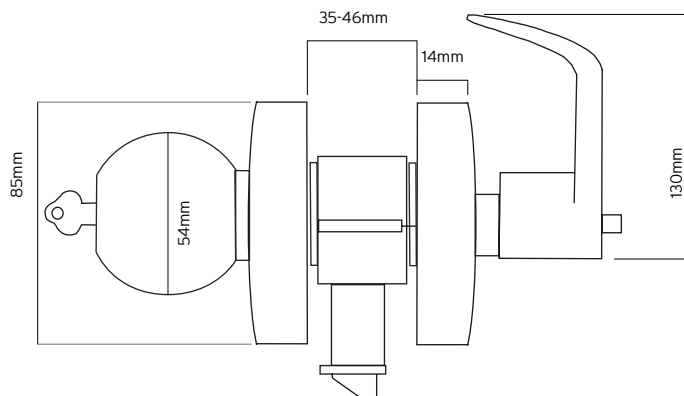
Supplied in C4 6 pin and suitable for masterkey and restricted systems.

Finishes

Satin Chrome Plate SCP

Accessories

For a comprehensive range of latches, extension tubes and rebate kits, refer to accessories section.



Key in knob/lever

LK Series - functions

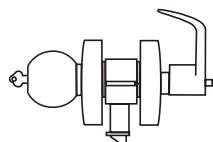
LK53 ENTRANCE SET

OUTSIDE

Pushing button on inner lever locks outer knob.
Turning key releases button leaving lever unlocked.
Secondary feature: Rotating turn button to horizontal position locks outer lever. Key will now only retract latchbolt.

INSIDE

Lever is always free for immediate exit.



PRODUCT CODE
LK53SCP70

BACKSET
70mm

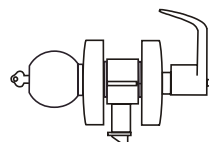
LK70 CLASSROOM SET

OUTSIDE

Full turn with key in outer knob locks or unlocks outer knob only.

INSIDE

Lever is always free for immediate exit.



PRODUCT CODE
LK70SCP70

BACKSET
70mm

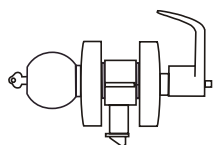
LK70 STOREROOM SET

OUTSIDE

Knob is always fixed. Key retracts latchbolt only.

INSIDE

Lever is always free for immediate exit.



PRODUCT CODE
LK80SCP70

BACKSET
70mm



Deadbolt - B Series

KCS - Kaba Commercial Series

The commercial grade deadbolt set is supplied with an adjustable 60mm to 70mm bolt as standard.

Standard Features

- Non-handed field reversible for left or right handed doors
- ANSI Grade 2
- 13mm stainless steel latchbolt
- Rebate kit available in 13mm
- Anti-saw bolt design

Door Thickness

B Series locks are suitable for doors 35mm minimum to 46mm maximum thickness.

Keying

Supplied in C4 6 pin and suitable for masterkey and restricted systems.

Finishes

Satin Stainless Steel SSS

Accessories

Rebate kit - refer to accessories.

Deadbolt

B Series - functions

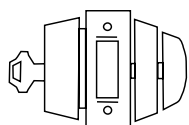
B960 SINGLE CYLINDER

OUTSIDE

Key locks or unlocks deadbolt.

INSIDE

Turn locks or unlocks deadbolt.



PRODUCT CODE
B960SSS

BACKSET
60/70mm

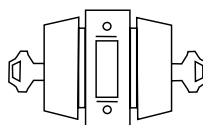
B962 DOUBLE CYLINDER

OUTSIDE

Key locks or unlocks deadbolt.


INSIDE

Key locks or unlocks deadbolt.



PRODUCT CODE
B962SSS

BACKSET
60/70mm



Deadbolt - R Series

KRS - Kaba Residential Series

The premium quality, residential deadbolt set is supplied with an adjustable 60mm to 70mm bolt as standard.

Standard Features

- Non-handed field reversible for left or right handed doors
- ANSI Grade 3
- 13mm stainless steel latchbolt
- Rebate kit available in 13mm
- Only available in a display pack

Door Thickness

R Series locks are suitable for doors 35mm minimum to 46mm maximum thickness.

Keying

Supplied in C4 5 pin.
Not suitable for restricted systems.

Finishes

Satin Stainless Steel SSS

Accessories

Rebate kit - refer to accessories.

Deadbolt

R Series - functions

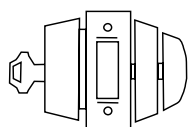
R960 SINGLE CYLINDER

OUTSIDE

Key locks or unlocks deadbolt.

INSIDE

Turn locks or unlocks deadbolt.



PRODUCT CODE	BACKSET
DISPLAY PACK R960SSSDP	60/70mm

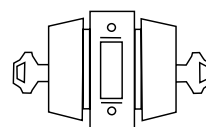
R962 DOUBLE CYLINDER

OUTSIDE

Key locks or unlocks deadbolt.

INSIDE

Key locks or unlocks deadbolt.



PRODUCT CODE	BACKSET
DISPLAY PACK R962SSSDP	60/70mm



Nightlatch - NL Series

KCS - Kaba Commercial Series

The Kaba NL Nightlatch is a high quality, commercial nightlatch.

Standard Features

Stainless steel case and strike. Case dimensions: 95mm x 68mm x 22mm. Latchbolt: 12mm projection, reversible.

Door Thickness

NL Series locks are suitable for doors 35mm minimum to 46mm maximum thickness.

Keying

Supplied less cylinder.
121 rim cylinder ordered separately.

Fire Rated

The NL550 nightlatch lock is fire rated and complies with Australian Standard AS1905-1-2005 Part 1.

Finishes

Satin Stainless Steel SSS



Nightlatch

NL Series - functions

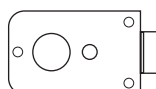
NL450 RIM LATCH WITH SNIB

OUTSIDE

Operated by key from outside. Except when internal snib is activated for nightlatch function.

INSIDE

Operated by turn. Latchbolt may be held back or nightlatch function activated by snib. When snib activated from inside, it cannot be opened by turn inside or key from outside



PRODUCT CODE
NL450SSS

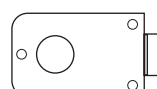
NL550 RIM LATCH LESS CYLINDER

OUTSIDE

Operated by key from outside.

INSIDE

Operated by turn from inside.
Latchbolt can not be held back or deadlocked.



PRODUCT CODE
NL550SSS





Nightlatch- RNL Series

KRS - Kaba Residential Series

The Kaba RNL Nightlatch is a premium quality, residential nightlatch.

Standard Features

- ANSI Grade 3
- Only available in a display pack

Door Thickness

RNL Series locks are suitable for doors 35mm minimum to 46mm maximum thickness.

Keying

Supplied in C4 5 pin.
121 cylinder ordered separately for restricted systems.

Nightlatch

RNL Series - functions

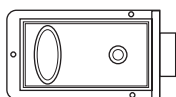
RNL RIM LATCH WITH SNIB

OUTSIDE

Operated by key from outside. Operated by key from outside. Except when internal snib is activated for nightlatch function.

INSIDE

Operated by turn. Latchbolt may be held back or nightlatch function activated by snib. When snib activated from inside, it cannot be opened by turn inside or key from outside.



PRODUCT CODE
DISPLAY PACK
RNLDP

Accessories

Latches

DEAD LATCH

Available in 60mm and 70mm



CODE	SIZE
60DLSSS	60mm
70DLSSS	70mm

SPRING LATCH

Available in 60mm and 70mm



CODE	SIZE
60SLSSS	60mm
70SLSSS	70mm

SPRING LATCH KICK OFF

Available in 60mm and 70mm



CODE	SIZE
60KSLSSS	60mm
70KSLSSS	70mm

DEAD LATCH

AL Series Dead Latch 60/70mm adj.



CODE	SIZE
AL6070DLSSS	60/70mm

SPRING LATCH

AL Series Spring Latch 60/70mm adj.



CODE	SIZE
AL6070SLSSS	60/70mm

DEAD LATCH

AL Series Dead Latch 127mm



CODE	SIZE
AL127DLSSS	127mm

REBATE KIT

Universal rebate kit to suit: AL, R, RL, K, KL, B, AA300, AA440 and AA650.



CODE
RebateZNP

BACKSET EXTENSION TUBE

Available in 60 to 95mm, 60 to 127mm and 70mm to 127mm



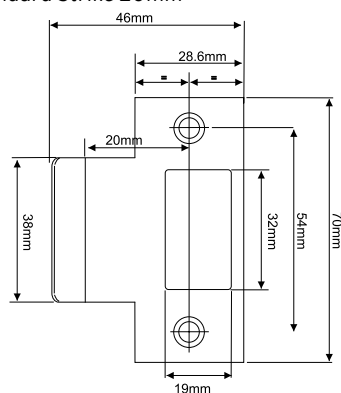
CODE	SIZE
EX60-95	60mm to 95mm
EX60-127	60mm to 127mm
EX70-127	70mm to 127mm

Accessories

Extended Strikes

AA200

Standard Strike 20mm



CODE

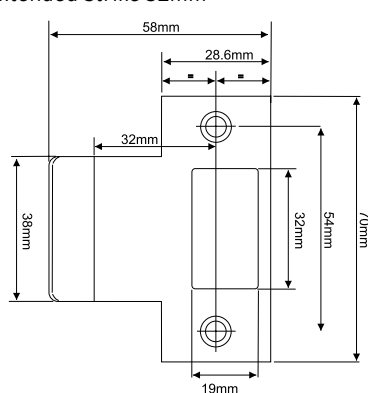
AA200SSS

SIZE

20mm

AA202

Extended Strike 32mm



CODE

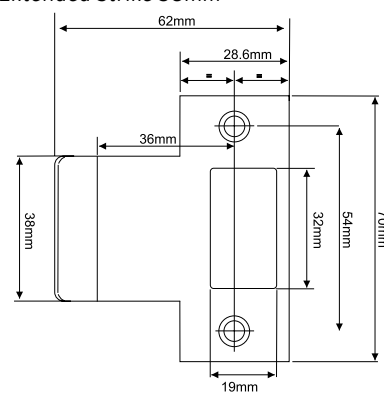
AA202SSS

SIZE

32mm

AA201

Extended Strike 36mm



CODE

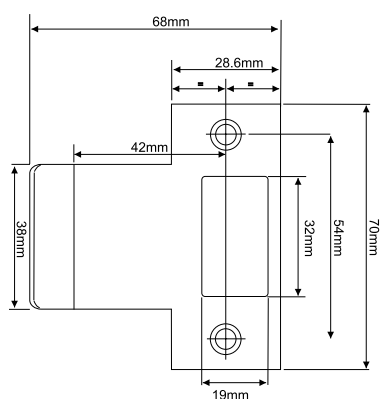
AA201SSS

SIZE

36mm

AA203

Extended Strike 42mm



CODE

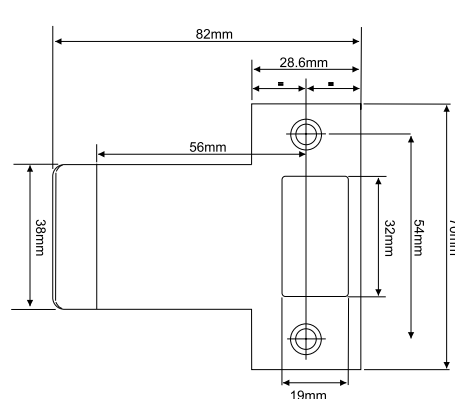
AA203SSS

SIZE

42mm

AA204

Extended Strike 56mm



CODE

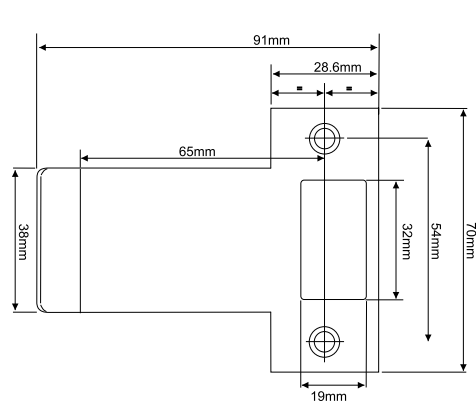
AA204SSS

SIZE

56mm

AA205

Extended Strike 65mm



CODE

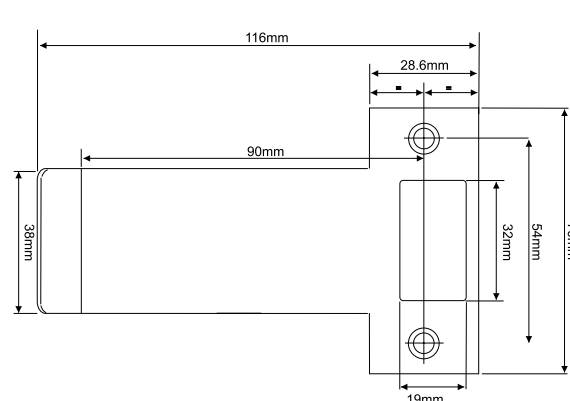
AA205SSS

SIZE

65mm

AA206

Extended Strike 90mm



CODE

AA206SSS

SIZE

90mm

Locksets

Notes
