



# Metlam Eclipse Hand Dryer - White

**SKU** MLECLIPSE01-WHT

**MPN** ML\_ECLIPSE01\_WHT



## DESCRIPTION

### Metlam Eclipse Auto Operation Hand Dryer - White

Patented high-flow dual air outlets

220mm W x 287.9mm H x 100mm D

Unit can be hard wired by electrician or used with cord and plug provided

Accessible compliant when installed in accordance with AS1428.1 guidelines

## SPECIFICATION

<b>MPN</b>	ML_ECLIPSE01_WHT
<b>Brand</b>	Metlam
<b>Product Height</b>	287.9mm
<b>Product Width</b>	220mm
<b>Product Warranty</b>	5 Years
<b>Projection or Length</b>	100mm
<b>Product Depth</b>	100mm
<b>Product Finish or Colour</b>	White (WHT)
<b>Product Material</b>	Steel
<b>AS1428.1 Compliant</b>	Yes
<b>Mounting Type</b>	Surface Mounted
<b>Blocking Required</b>	Yes
<b>Activation</b>	Infrared Sensor
<b>Air Type</b>	Hot
<b>Drying Time</b>	Under 15s
<b>Voltage</b>	240V AC
<b>Wattage</b>	500W
<b>Security Fixing</b>	Yes
<b>dB Level</b>	72 dB

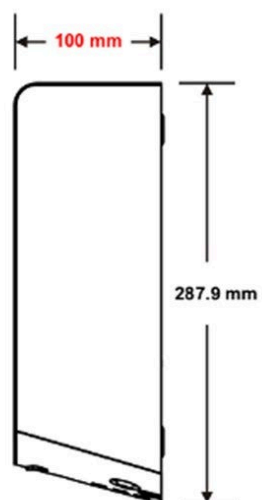


## ADDITIONAL IMAGES



### Metlam Eclipse Hand Dryer - White

Scan to view online and for additional product information , or call us on **1800 555 600**.

Print Date: 9/5/25



**Metlam Eclipse Hand Dryer - White**

Scan to view online and for additional product information , or call us on **1800 555 600**.

Print Date: 9/5/25